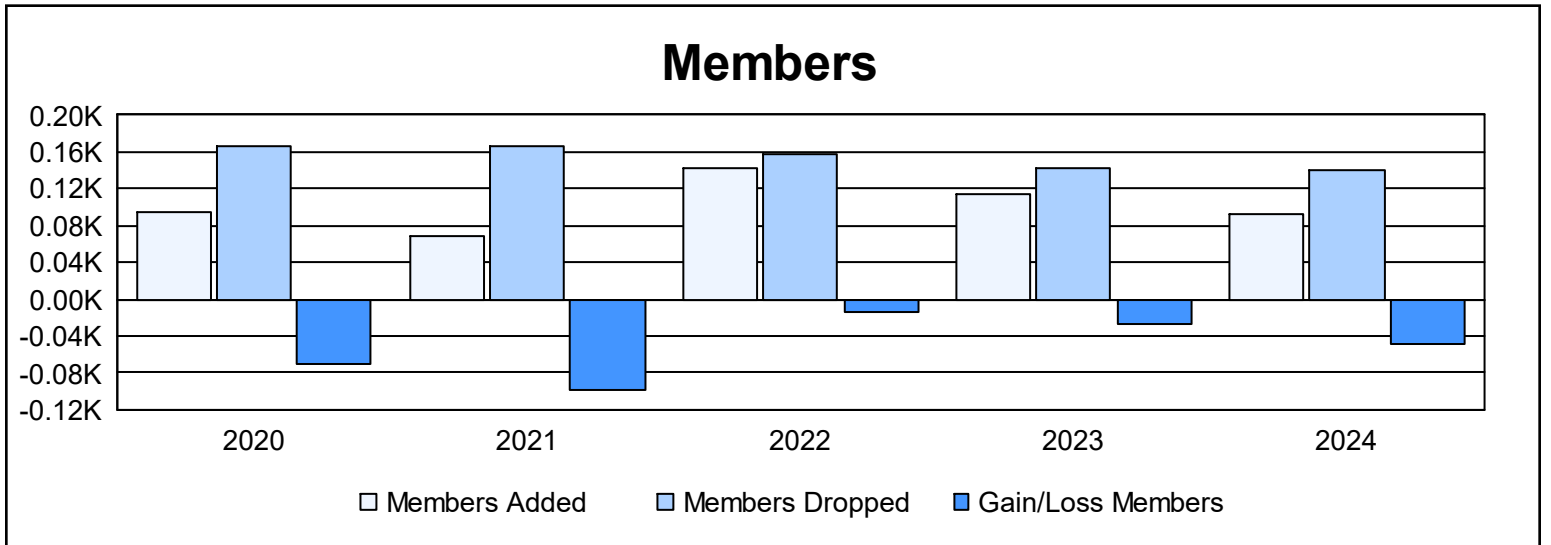
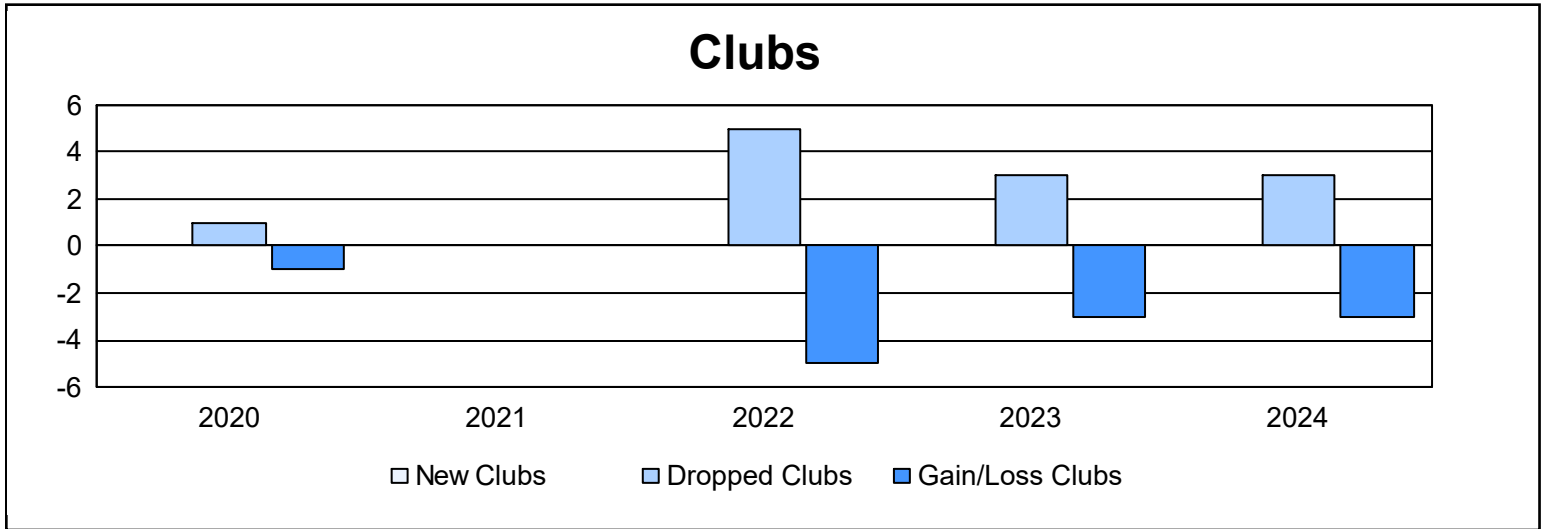
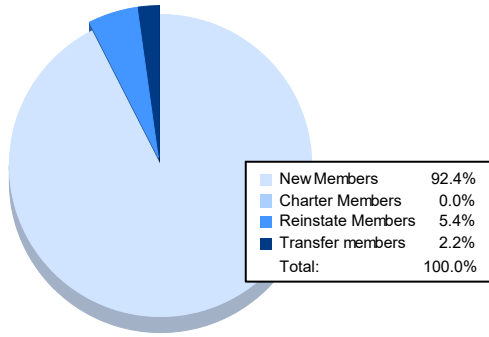


| Year | New Clubs | Dropped Clubs | Gain/ Loss Clubs | New Members | Charter Members | Reinstate Members | Transfer Members | Total Member Added | Total Members Dropped | Gain/ Loss Members |
|----------------|-----------|---------------|------------------|-------------|-----------------|-------------------|------------------|--------------------|-----------------------|--------------------|
| 2019-2020 | 0 | 1 | -1 | 82 | 1 | 6 | 6 | 95 | 166 | -71 |
| 2020-2021 | 0 | 0 | 0 | 48 | 1 | 3 | 16 | 68 | 166 | -98 |
| 2021-2022 | 0 | 5 | -5 | 120 | 1 | 4 | 18 | 143 | 158 | -15 |
| 2022-2023 | 0 | 3 | -3 | 87 | 0 | 3 | 24 | 114 | 142 | -28 |
| 2023-2024 | 0 | 3 | -3 | 85 | 0 | 5 | 2 | 92 | 140 | -48 |
| Average | 0 | 2 | -2 | 84 | 1 | 4 | 13 | 102 | 154 | -52 |



Membership Composition June 2024 Cumulative



Gender Composition June 2024 Cumulative

